





## Appendix B for Photographs of Test Setup\_EMC



Power Line Conducted Emission




Radiated Emission Below 1 GHz & Above 1 GHz






Voltage Fluctuations and Flicker




Electrostatic Discharge








RF Electromagnetic Field (80MHz to 1000MHz )




RF Electromagnetic Field (1000MHz to 6000MHz )






Fast Transients Common Mode




RF Common Mode (0.15 MHz to 80MHz)







Surges



Voltage Dips and Interruptions

